





Helping Students Remember Vocabulary

Katie Harris

10.12.2018

Question

*If we could help our students remember 10,000 words,
would they “know” English?*

What's wrong with these phrases?

White and black

Strong rain

Do the shower

I have pain to the knee

More than words

Black and white

Heavy rain

Have/take a shower

My knee hurts

Learning Vocabulary: 2 Parts

1. *Remember the word*

2. *Ability to use it*

- *Word order (Black and white)*
- *Collocations (heavy rain; have/take a shower)*
- *Grammar (Have a shower; my knee)*

Today's session

1. 5 Rs: The science of human memory.
2. 11 classroom activities to help your students remember vocabulary and use it confidently.

The 5 Rs of Memory

- Relate
- Repeat
- Retrieve
- Rework
- Read

1. Relate

Let's jump in a time machine

347 BC

1. Relate

Why are words like “bag” and “pavement” easier to remember for Italian students?

Mnemonics

Imagine a man on the beach.

In Thailand, wearing a tie.

Mnemonics

Imagine a man wearing a cap.

On his “capo”.

The Keyword Method

1. Link it to a word in your native language.
2. Imagine a picture.

Mnemonics

Can you think of any more?

Suit

Scarf

Coat

The sillier, the better!
(easier to remember)

Classroom activity


In teams, who can think of the funniest?

Vote for your favourite!

2. Repeat

The forgetting curve

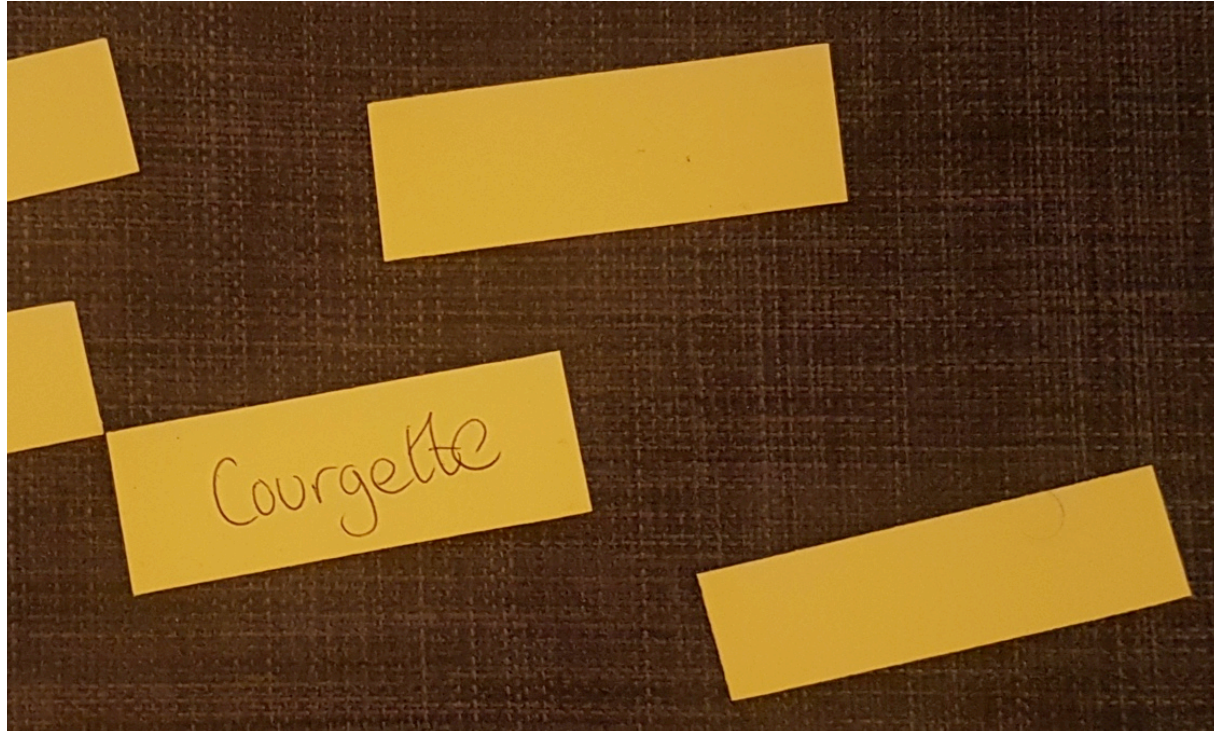
Vocabulary cards




Classroom activities

- Me, my friends and family
- Memory stories

Me, my friends and family



Memory stories



3. Retrieve

Guess!
(even if it's wrong)

Classroom activities

- Taboo
- Pictionary

4. Rework

Reading a story with new words

Reading a story + gap fill with new words

Writing sentences with new words

Classroom activities

1. Sentence races: How many sentences can you write with the new words?
2. Creative writing: Make up a story with the new words.
3. Write a quiz for your classmates!

5. Read

The N400

I like my coffee with sugar and _____ ?

Classroom activity – Book club

Rework

1. Retell the story to your partner.
2. Imagine you are the character.
3. Different ending.

Reflection

Which activities did you find the most useful?

How could you adapt them to use with your classes?

Thank you!

See the handout for more tips

JOY  LANGUAGES



webinar@mondadorieducation.it

www.mondadorieducation.it